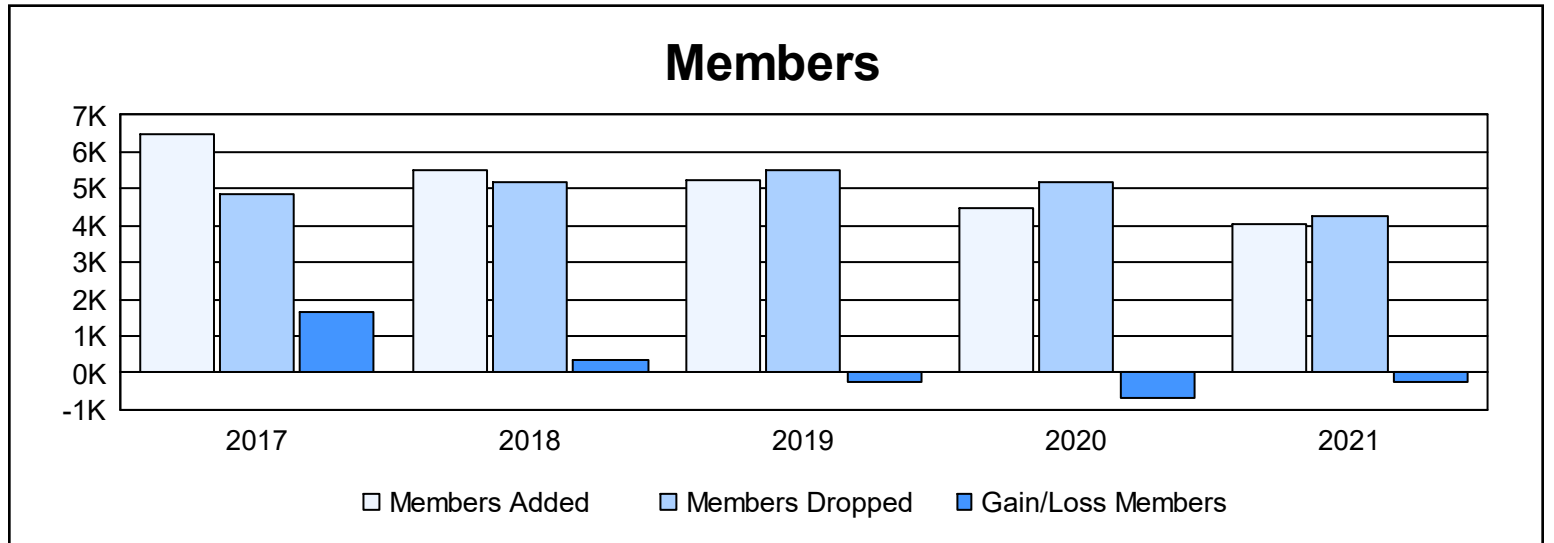
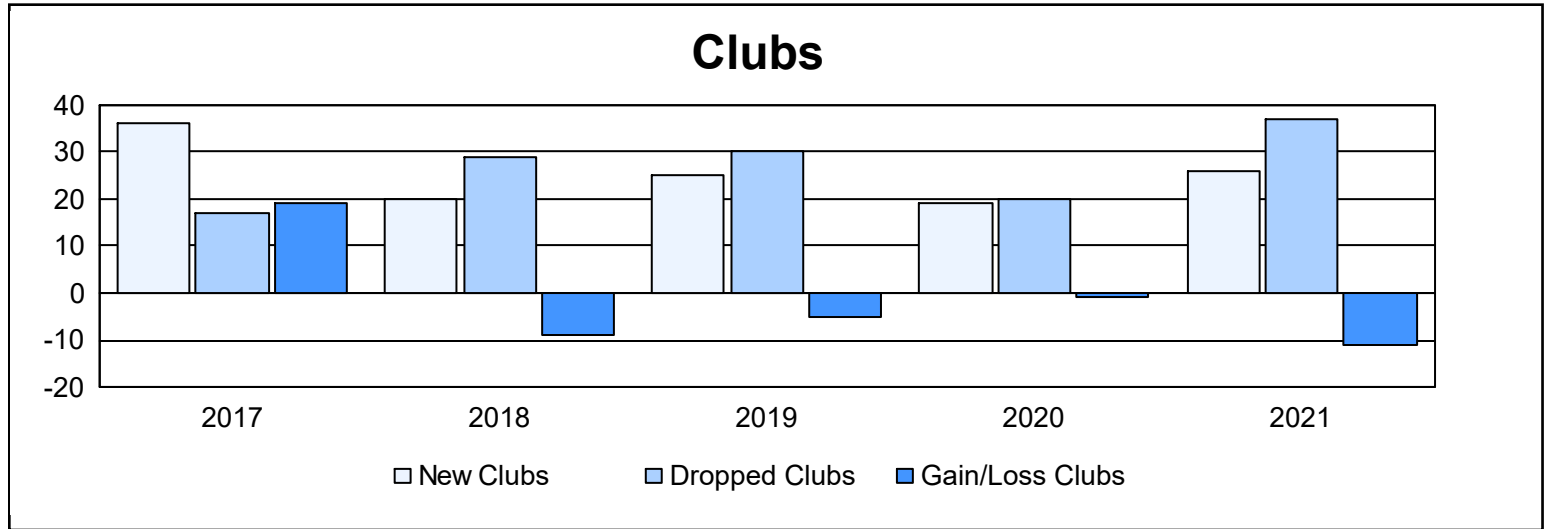
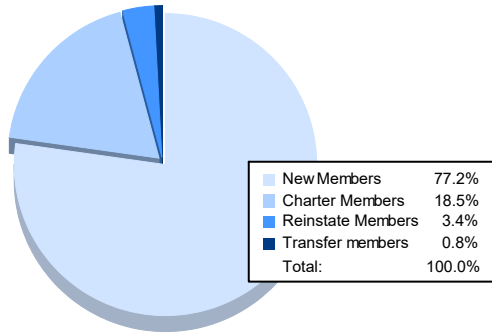


Year	New Clubs	Dropped Clubs	Gain/ Loss Clubs	New Members	Charter Members	Reinstate Members	Transfer Members	Total Member Added	Total Members Dropped	Gain/ Loss Members
2016-2017	36	17	19	5,112	1,155	163	50	6,480	4,845	1,635
2017-2018	20	29	-9	4,591	636	227	62	5,516	5,164	352
2018-2019	25	30	-5	4,266	728	208	43	5,245	5,496	-251
2019-2020	19	20	-1	3,486	660	226	78	4,450	5,152	-702
2020-2021	26	37	-11	3,100	742	138	34	4,014	4,257	-243
Average	25	27	-1	4,111	784	192	53	5,141	4,983	158



Membership Composition June 2021 Cumulative



Gender Composition June 2021 Cumulative

